



Economic Impacts of Idaho's Nonprofits

CREATED BY:

Don Reading

Ben Johnson Associates
Boise, Idaho

Steven Peterson

Research Economist and
Clinical Assistant Professor, Economics
College of Business and Economics
University of Idaho
Moscow, Idaho

Don Holley

Department of Economics
Boise State University
Boise, Idaho

UNDERWRITTEN BY:



The Idaho Nonprofit Center represents the interests of Idaho's over 6,000 charitable nonprofit organizations.

It serves as a broker of information, a convener of leaders and allies, and a bridge between the nonprofit, public, and private sectors to create a stronger Idaho.

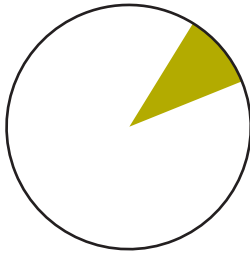
More information can be found on its website: www.idahononprofits.org

SPONSORED SUPPORT PROVIDED BY:



55,949 JOBS

are estimated to be created by Idaho charitable nonprofit organizations



10.1% of private sector jobs

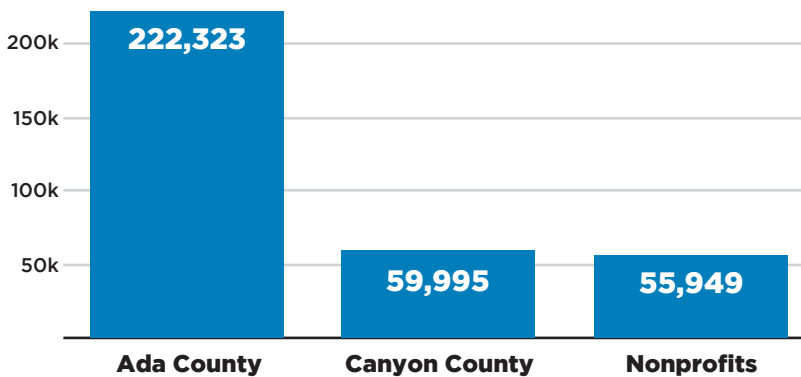
and 8.4% of all Idaho jobs covered by unemployment insurance

\$3.0 BILLION

is paid by charitable nonprofits in total compensation¹

Idaho's charitable nonprofits are ranked 6th in the state based on actual employment, and 7th in a broader measure of jobs that includes self-employment.²

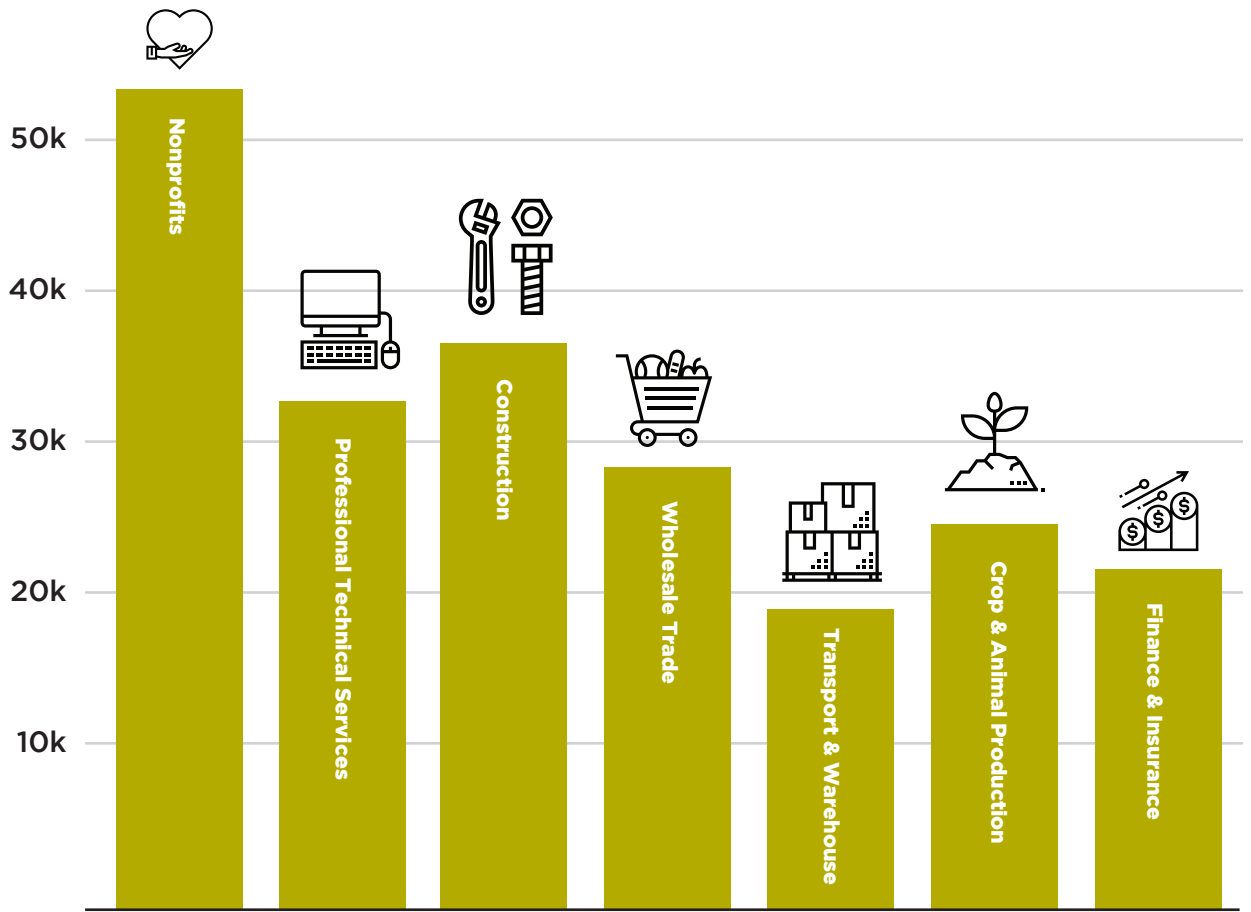
6TH



In comparison to county economies in Idaho measured by 2016 employment, charitable nonprofits rank 3rd

¹ Actual jobs represent direct jobs (excluding multiplier effects). Covered employment is measured by the Quarterly Census of Employment and Wages (QCEW), Bureau of Labor Statistics, and excluded self-employed workers. Unless otherwise noted these rankings are based on QCEW data.

² Bureau of Economic Analysis (BEA)



Idaho charitable nonprofits directly employ more people than the above industries

Federal or out-of-state sources, to 51.7% of nonprofits, equal

\$2.7 BILLION

The expenditures derived from federal and out-of-state revenues generate the following economic impacts, including the multiplier effects:

- **\$5.19 BILLION** in sales transactions
- **\$2.81 BILLION** in gross state product (4.3% of GSP)
- **\$2.27 BILLION** in total compensation (payroll)
- **45,480 JOBS**

7,670 NONPROFITS

- **REVENUE = \$5.45 BILLION**
- **ASSETS = \$9.56 BILLION**

Of these, 5,213 were public charities, with \$5.14 billion in revenues and \$6.71 billion in assets. The \$5.14 billion revenues of Idaho public charities are their sources of operational spending and expenditures.



was spent on total compensation for an estimated 55,949 workers

The average compensation per worker across all nonprofits was

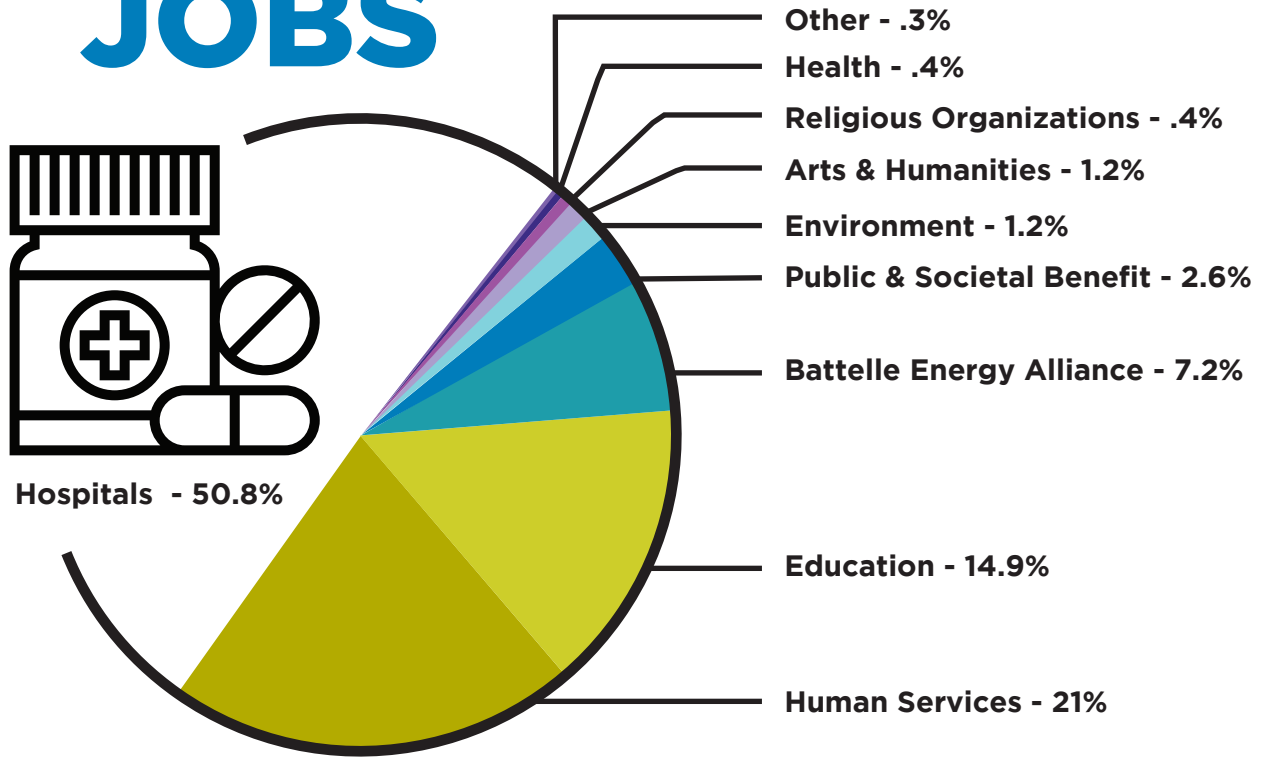
\$52,836

- **\$86,009** per worker at Battelle Energy Alliance
- **\$19,245** per worker in public charities

\$149 MILLION in TAXES

is created from economic activities arising from federal/out-of-state revenues including indirect business taxes (i.e. sales taxes, property taxes, and excise taxes), personal income taxes, and corporate income taxes (from the direct, indirect, and induced tax impacts)

JOBS

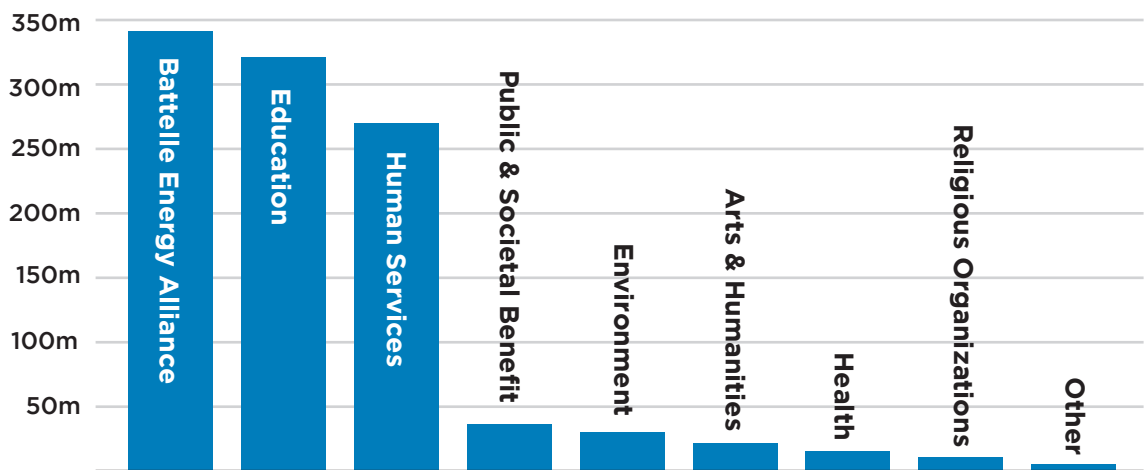


HOSPITALS make up

50.8% of nonprofit jobs and

\$1.9 BILLION

of the total aggregate compensation



of total aggregate compensation

382,220

Idaho citizens volunteered in 2015

53.4 MILLION

hours of service

34%

of Idaho's labor force volunteers

5TH

in the nation

The total market value of volunteer labor hours equals

\$1.3 BILLION

Annualized, the total labor hours are the equivalent of

25,683 JOBS